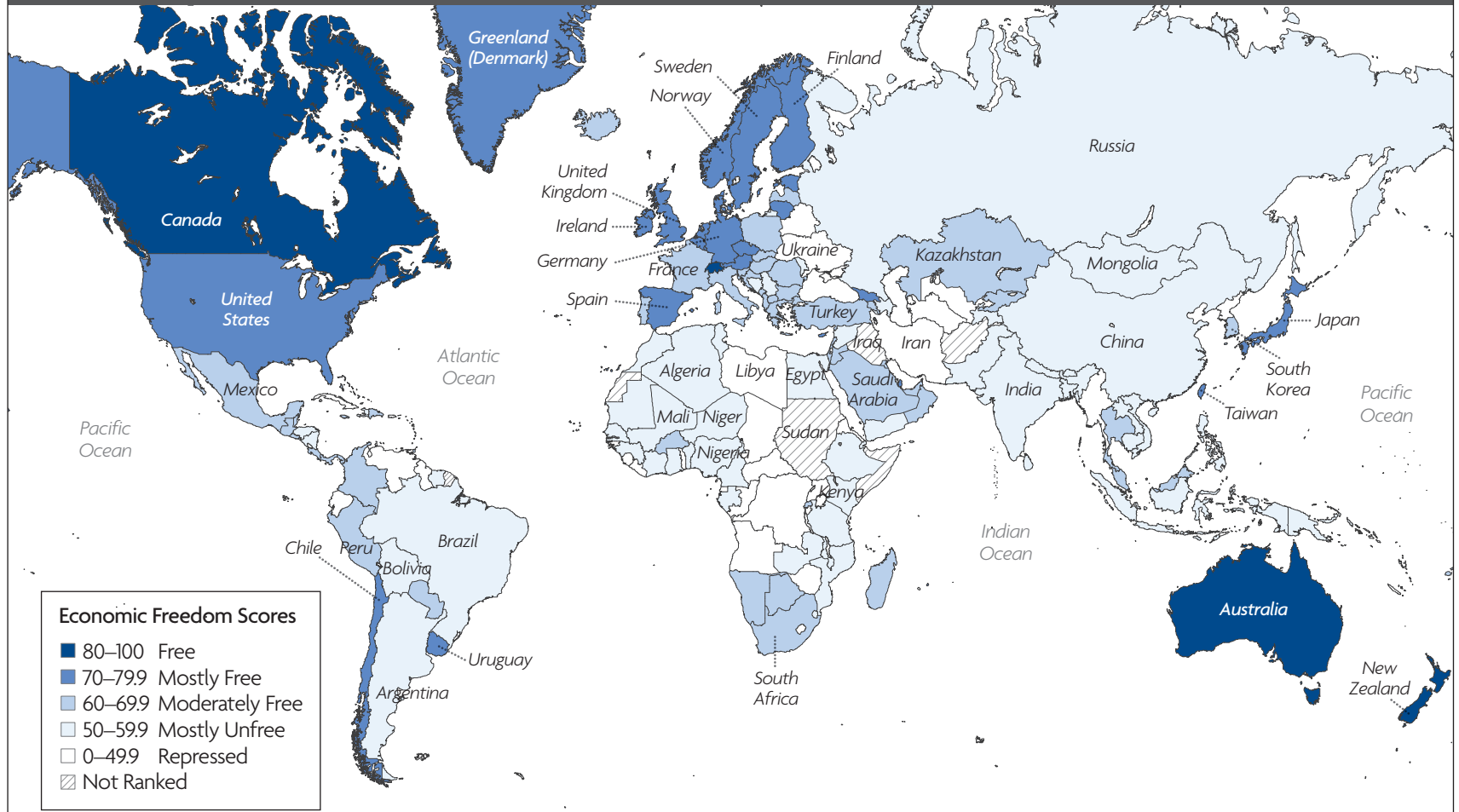
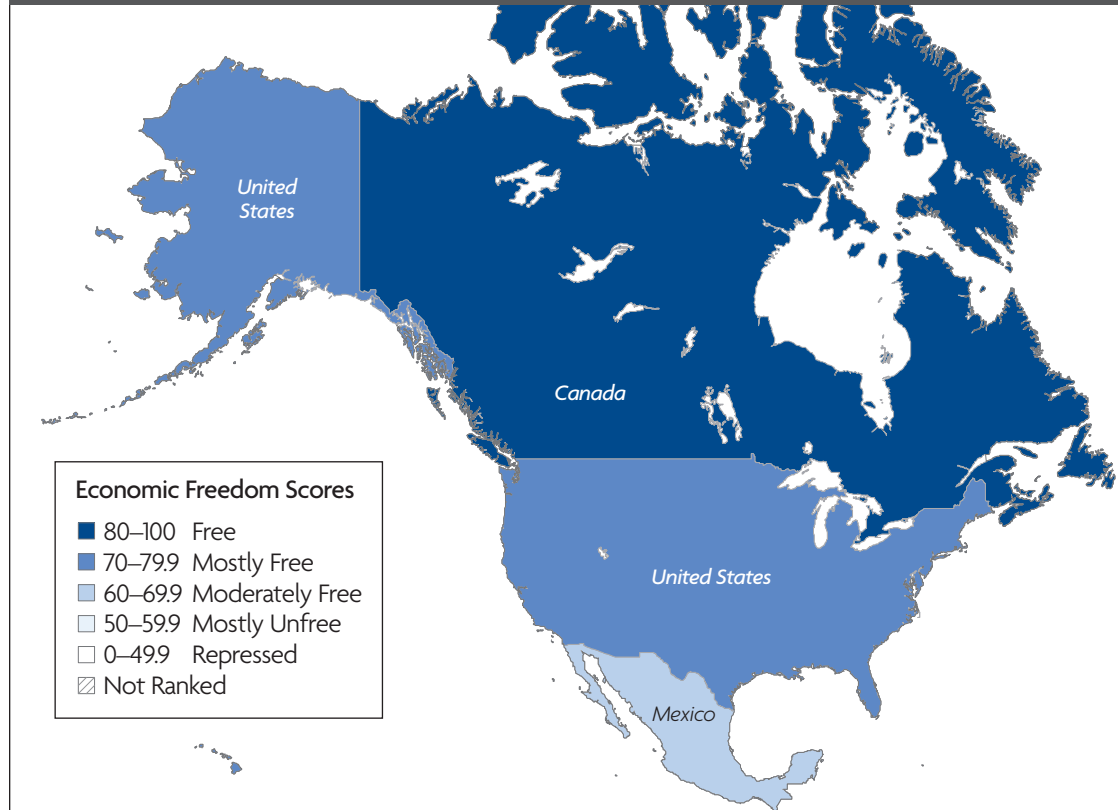


# The World



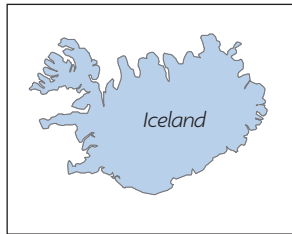
Sources: Terry Miller and Kim R. Holmes, *2011 Index of Economic Freedom* (Washington, D.C.: The Heritage Foundation and Dow Jones & Company, Inc., 2011), at [www.heritage.org/index](http://www.heritage.org/index).

## North America



Sources: Terry Miller and Kim R. Holmes, *2011 Index of Economic Freedom* (Washington, D.C.: The Heritage Foundation and Dow Jones & Company, Inc., 2011), at [www.heritage.org/index](http://www.heritage.org/index).

Europe



Economic Freedom Scores

- 80–100 Free
- 70–79.9 Mostly Free
- 60–69.9 Moderately Free
- 50–59.9 Mostly Unfree
- 0–49.9 Repressed
- Not Ranked



Sources: Terry Miller and Kim R. Holmes, 2011 *Index of Economic Freedom* (Washington, D.C.: The Heritage Foundation and Dow Jones & Company, Inc., 2011), at [www.heritage.org/index](http://www.heritage.org/index).

## South and Central America/Caribbean



## Middle East/North Africa



### Economic Freedom Scores

- 80–100 Free
- 70–79.9 Mostly Free
- 60–69.9 Moderately Free
- 50–59.9 Mostly Unfree
- 0–49.9 Repressed
- Not Ranked

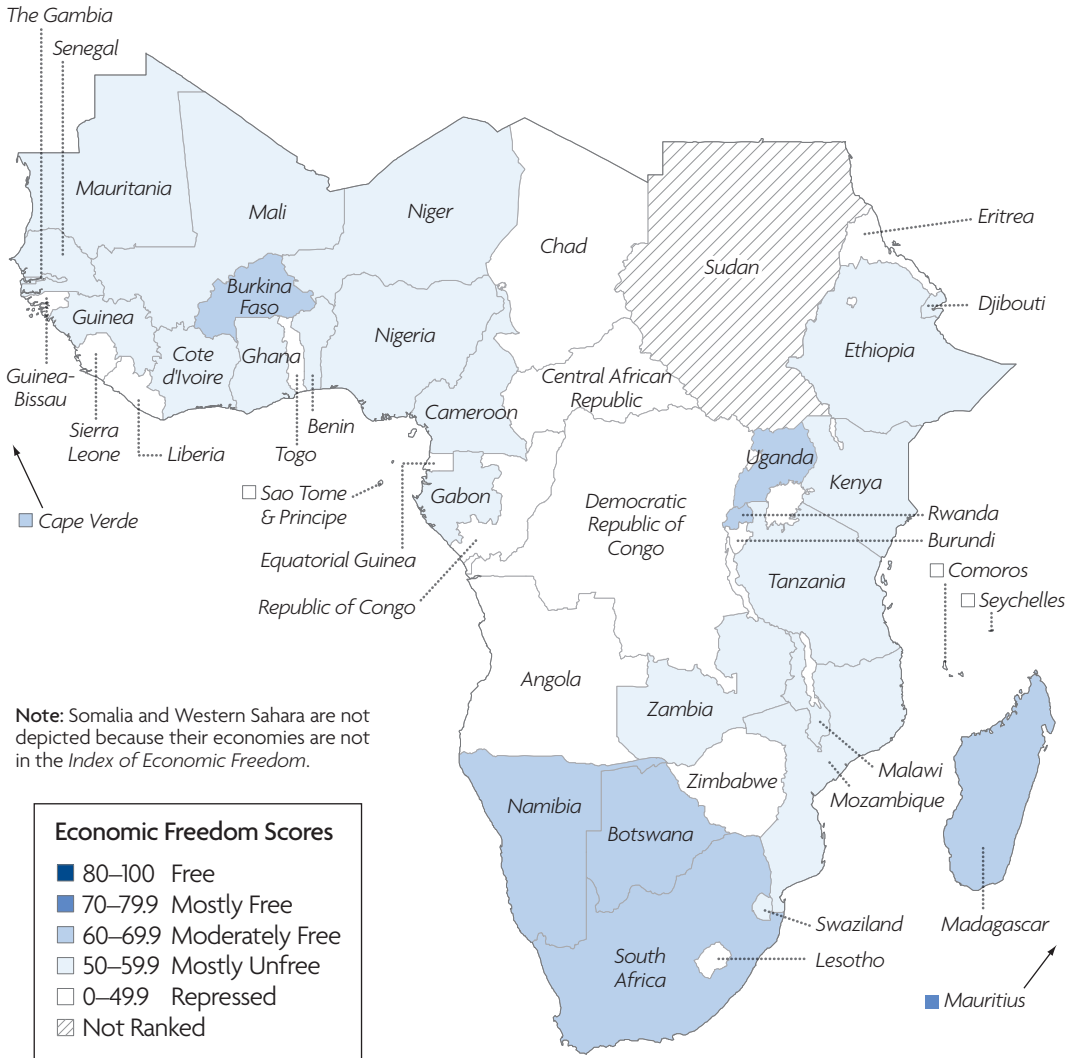
Sources: Terry Miller and Kim R. Holmes, *2011 Index of Economic Freedom* (Washington, D.C.: The Heritage Foundation and Dow Jones & Company, Inc., 2011), at [www.heritage.org/index](http://www.heritage.org/index).

## Asia and the Pacific



Sources: Terry Miller and Kim R. Holmes, 2011 *Index of Economic Freedom* (Washington, D.C.: The Heritage Foundation and Dow Jones & Company, Inc., 2011), at [www.heritage.org/index](http://www.heritage.org/index).

# Sub-Saharan Africa



**Note:** Somalia and Western Sahara are not depicted because their economies are not in the *Index of Economic Freedom*.

**Sources:** Terry Miller and Kim R. Holmes, 2011 *Index of Economic Freedom* (Washington, D.C.: The Heritage Foundation and Dow Jones & Company, Inc., 2011), at [www.heritage.org/index](http://www.heritage.org/index).